



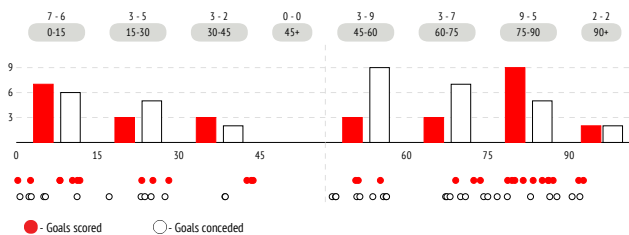
IFK Mariehamn
Team stats in season 2015

Report creation date: 28.10.2015

Types of goals scored and conceded

| | Goals scored, % | Goals conceded, % |
|-------------------------|-----------------|-------------------|
| Total | 30 | 36 |
| Open play goals | 15 50% | 23 64% |
| in position attacks | 7 23% | 15 42% |
| in counterattacks | 8 27% | 8 22% |
| Set-pieces goals | 15 50% | 13 36% |
| corner attack | 4 13% | 5 14% |
| after free kick play | 5 17% | 4 11% |
| from direct free-kicks | - 0% | - 0% |
| penalty attack | 3 10% | 4 11% |
| throw-in attack | 3 10% | - 0% |

Goals during the match



TOP-10 InStat Index

| | Matches | Minutes on the field |
|---------------------|---------|----------------------|
| 10 Forsell | 213 | 1 531 |
| 5 Orgill | 210 | 2 362 |
| 25 Assis Figueiredo | 196 | 2 170 |
| 6 Tammilehto | 190 | 2 527 |
| 9 Span | 189 | 2 994 |
| 8 Lyyski | 188 | 2 823 |
| 3 Kojola | 185 | 2 728 |
| 20 Dafaa | 182 | 2 050 |
| 4 Sparrdal-Mantilla | 180 | 2 345 |
| 33 Kangaskolkka | 178 | 10 369 |

TOP-10 Participating in scoring attacks

| | %* | Avg. per 90 min |
|---------------------|--------|-----------------|
| 5 Orgill | 13 43% | 0.5 |
| 6 Tammilehto | 10 33% | 0.4 |
| 9 Span | 9 30% | 0.3 |
| 10 Forsell | 8 27% | 0.5 |
| 25 Assis Figueiredo | 8 27% | 0.3 |
| 3 Kojola | 6 20% | 0.2 |
| 8 Lyyski | 5 17% | 0.2 |
| 4 Sparrdal-Mantilla | 4 13% | 0.2 |
| 55 Friberg da Cruz | 4 13% | 0.2 |
| 17 Sid | 3 10% | 0.3 |

* - player's share in scoring attacks from all goals scored by a team in a given period

TOP-10 Goals+Assists

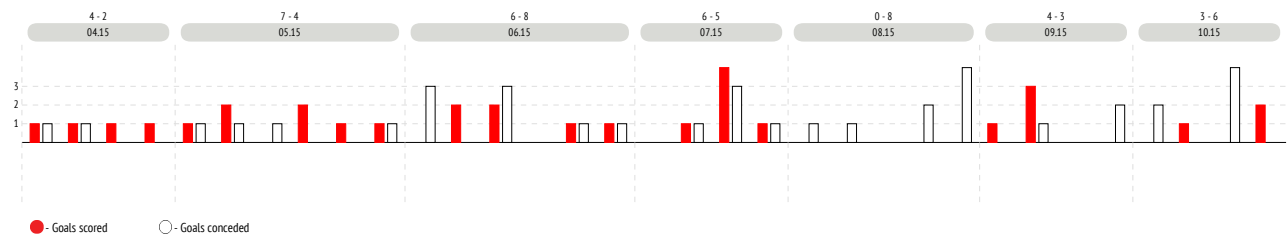
| | Goals+Assists | Avg. per 90 min |
|---------------------|---------------|-----------------|
| 5 Orgill | 11 8+3 | 0.4 |
| 9 Span | 6 3+3 | 0.2 |
| 10 Forsell | 5 3+2 | 0.3 |
| 25 Assis Figueiredo | 5 3+2 | 0.2 |
| 4 Sparrdal-Mantilla | 4 1+3 | 0.2 |
| 8 Lyyski | 3 3+0 | 0.1 |
| 3 Kojola | 3 1+2 | 0.1 |
| 11 Ibrahim | 3 2+1 | 0.3 |
| 6 Tammilehto | 3 3+0 | 0.1 |
| 33 Kangaskolkka | 2 2+0 | 0.5 |

TOP-10 Goal mistakes

| | %* | Avg. per 90 min |
|---------------------|-------|-----------------|
| 1 Virtanen | 8 22% | 0.3 |
| 3 Kojola | 8 22% | 0.3 |
| 8 Lyyski | 7 19% | 0.2 |
| 4 Sparrdal-Mantilla | 6 17% | 0.2 |
| 20 Dafaa | 4 11% | 0.2 |
| 18 Makinen | 4 11% | 0.3 |
| 6 Tammilehto | 3 8% | 0.1 |
| 15 Ekhalie | 2 6% | 0.1 |
| 55 Friberg da Cruz | 2 6% | 0.1 |
| 25 Assis Figueiredo | 2 6% | 0.1 |

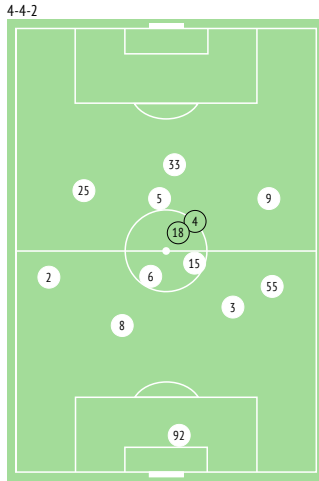
* - player's share of goal mistakes from all goals conceded by a team

Goals during the season



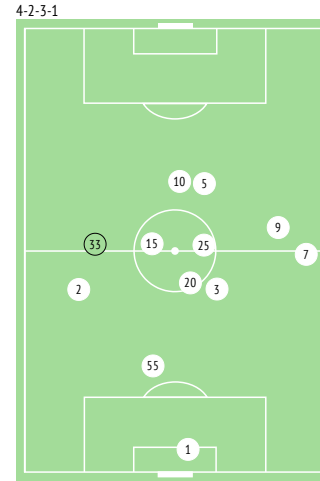
IFK Mariehamn 2-0 VPS 25.10.2015

| | position |
|---------------------|-----------|
| 92 Viitala | GK |
| 2 Granlund | LD |
| 8 Lyyski | CD |
| 3 Kojola | CD |
| 55 Friberg da Cruz | RD |
| 6 Tammilehto | 77' ▼ DMC |
| 15 Ekhalie | 69' ▼ DMC |
| 25 Assis Figueiredo | LM |
| 9 Span | 89' ▼ RM |
| 33 Kangaskolkka | CF |
| 5 Orgill | CF |
| | |
| 4 Sparrdal-Mantilla | 69' ▲ DMC |
| 18 Makinen | 77' ▲ DMC |
| 26 Mattsson | 89' ▲ RM |



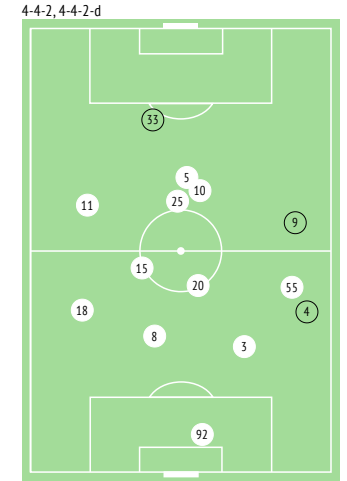
IFK Mariehamn 1-0 RoPS 05.10.2015

| | position |
|---------------------|-----------|
| 1 Virtanen | GK |
| 2 Granlund | LD |
| 55 Friberg da Cruz | CD |
| 3 Kojola | CD |
| 7 Wirtanen | RD |
| 25 Assis Figueiredo | DMC |
| 20 Dafa | DMC |
| 15 Ekhalie | 84' ▼ AML |
| 10 Forsell | AMC |
| 9 Span | AMR |
| 5 Orgill | CF |
| | |
| 33 Kangaskolkka | 84' ▲ CF |



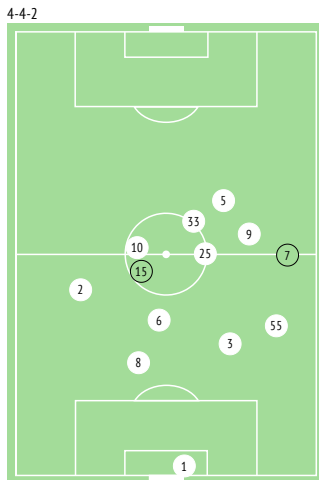
IFK Mariehamn 0-2 FC Inter 21.09.2015

| | position |
|---------------------|-----------|
| 92 Viitala | GK |
| 18 Makinen | LD |
| 8 Lyyski | CD |
| 3 Kojola | CD |
| 55 Friberg da Cruz | 45' ▼ RD |
| 15 Ekhalie | 45' ▼ DMC |
| 20 Dafa | DMC |
| 11 Ibrahim | RM |
| 25 Assis Figueiredo | CF |
| 5 Orgill | 76' ▼ CF |
| 10 Forsell | LM |
| | |
| 4 Sparrdal-Mantilla | 45' ▲ RD |
| 9 Span | 45' ▲ RM |
| 33 Kangaskolkka | 76' ▲ CF |



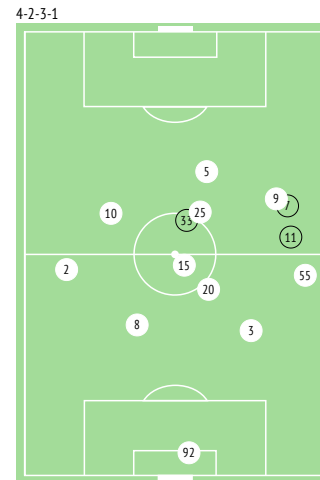
HJK 4-0 IFK Mariehamn 18.10.2015

| | position |
|---------------------|-----------|
| 1 Virtanen | GK |
| 2 Granlund | LD |
| 8 Lyyski | CD |
| 3 Kojola | CD |
| 55 Friberg da Cruz | 70' ▼ RD |
| 6 Tammilehto | DMC |
| 25 Assis Figueiredo | DMC |
| 10 Forsell | LM |
| 9 Span | 83' ▼ RM |
| 33 Kangaskolkka | 70' ▼ CF |
| 5 Orgill | CF |
| | |
| 7 Wirtanen | 70' ▲ RD |
| 15 Ekhalie | 70' ▲ DMC |
| - Mattsson | 83' ▲ RM |



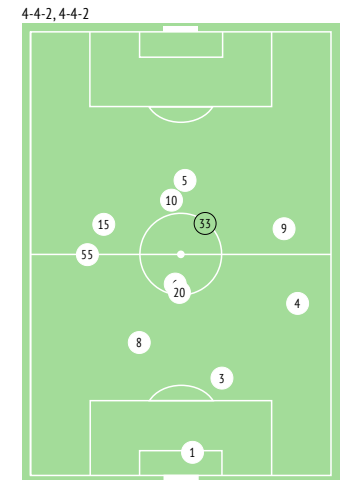
IFK Mariehamn 0-2 HJK 01.10.2015

| | position |
|---------------------|-----------|
| 92 Viitala | GK |
| 2 Granlund | LD |
| 8 Lyyski | CD |
| 3 Kojola | CD |
| 55 Friberg da Cruz | RD |
| 15 Ekhalie | 86' ▼ DMC |
| 20 Dafa | DMC |
| 10 Forsell | AML |
| 25 Assis Figueiredo | 56' ▼ AMC |
| 9 Span | 59' ▼ AMR |
| 5 Orgill | CF |
| | |
| 33 Kangaskolkka | 56' ▲ AMC |
| 7 Wirtanen | 59' ▲ AMR |
| 11 Ibrahim | 86' ▲ DMC |



FF Jaro 0-0 IFK Mariehamn 17.09.2015

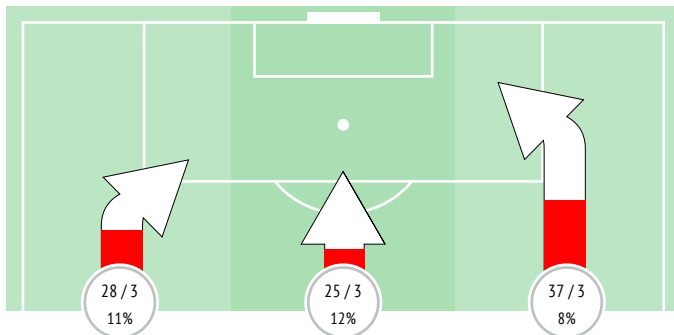
| | position |
|---------------------|----------|
| 1 Virtanen | GK |
| 55 Friberg da Cruz | LD |
| 8 Lyyski | CD |
| 3 Kojola | CD |
| 4 Sparrdal-Mantilla | RD |
| 6 Tammilehto | DMC |
| 20 Dafa | DMC |
| 15 Ekhalie | 77' ▼ LM |
| 9 Span | 92' ▼ RM |
| 5 Orgill | 88' ▼ CF |
| 10 Forsell | CF |
| | |
| 33 Kangaskolkka | 77' ▲ LM |
| 92 Viitala | 88' ▲ GK |
| 2 Granlund | 92' ▲ RM |



Attacks efficiency

| | Total | with shot | | Finished by goals | |
|------------------------|-------|-----------|------|-------------------|------|
| Position attacks | 2272 | 216 | 10% | 7 | 0.3% |
| right flank | 978 | 82 | 8% | 5 | 0.5% |
| center | 593 | 71 | 12% | 1 | 0.2% |
| left flank | 701 | 63 | 9% | 1 | 0.1% |
| Counterattacks | 702 | 85 | 12% | 8 | 1.1% |
| right flank | 249 | 17 | 7% | 2 | 0.8% |
| center | 231 | 38 | 16% | 4 | 1.7% |
| left flank | 222 | 30 | 14% | 2 | 0.9% |
| set-pieces attacks | 418 | 130 | 31% | 15 | 3.6% |
| corner attack | 175 | 49 | 28% | 4 | 2.3% |
| after free kick play | 109 | 20 | 18% | 5 | 4.6% |
| from direct free-kicks | 33 | 33 | 100% | - | 0% |
| penalty attack | 4 | 4 | 100% | 3 | 75% |

Flank attacks average per match / with shot, efficiency %



TOP-10 Passes / accurate

| | Total | with shot | Efficiency % | Avg. per 90 min |
|---------------------|---------------|-----------|--------------|-----------------|
| 6 Tammilehto | 1 923 / 1 521 | 79% | 68 / 54 | |
| 8 Lyyski | 1 651 / 1 366 | 83% | 53 / 44 | |
| 4 Sparrdal-Mantilla | 1 291 / 992 | 77% | 50 / 38 | |
| 3 Kojola | 1 258 / 1 035 | 82% | 42 / 34 | |
| 2 Granlund | 1 046 / 808 | 77% | 52 / 40 | |
| 55 Friberg da Cruz | 1 006 / 744 | 74% | 46 / 34 | |
| 10 Forsell | 972 / 705 | 73% | 57 / 41 | |
| 9 Span | 933 / 692 | 74% | 28 / 21 | |
| 20 Dafa | 929 / 751 | 81% | 41 / 33 | |
| 1 Virtanen | 881 / 706 | 80% | 32 / 26 | |

TOP-10 Shots / on target

| | Total | on target | Efficiency % | Avg. per 90 min |
|---------------------|---------|-----------|--------------|-----------------|
| 5 Orgill | 68 / 28 | 41% | 2.6 / 1.1 | |
| 9 Span | 63 / 28 | 44% | 1.9 / 0.8 | |
| 10 Forsell | 59 / 17 | 29% | 3.5 / 1 | |
| 25 Assis Figueiredo | 49 / 22 | 45% | 2 / 0.9 | |
| 6 Tammilehto | 42 / 9 | 21% | 1.5 / 0.3 | |
| 15 Ekhalie | 29 / 8 | 28% | 1.4 / 0.4 | |
| 8 Lyyski | 26 / 9 | 35% | 0.8 / 0.3 | |
| 3 Kojola | 19 / 7 | 37% | 0.6 / 0.2 | |
| 4 Sparrdal-Mantilla | 19 / 9 | 47% | 0.7 / 0.3 | |
| 11 Ibrahim | 18 / 10 | 56% | 2.1 / 1.2 | |

TOP-10 Attacking challenges / won

| | Total | won | Efficiency % | Avg. per 90 min |
|---------------------|-----------|-----|--------------|-----------------|
| 5 Orgill | 582 / 267 | 46% | 22 / 10 | |
| 9 Span | 558 / 234 | 42% | 17 / 7 | |
| 25 Assis Figueiredo | 447 / 211 | 47% | 19 / 9 | |
| 4 Sparrdal-Mantilla | 203 / 120 | 59% | 8 / 4.6 | |
| 10 Forsell | 199 / 98 | 49% | 12 / 6 | |
| 15 Ekhalie | 194 / 105 | 54% | 9 / 5 | |
| 17 Sid | 154 / 68 | 44% | 14 / 6 | |
| 2 Granlund | 138 / 77 | 56% | 7 / 3.8 | |
| 6 Tammilehto | 138 / 91 | 66% | 4.9 / 3.2 | |
| 20 Dafa | 137 / 92 | 67% | 6 / 4 | |

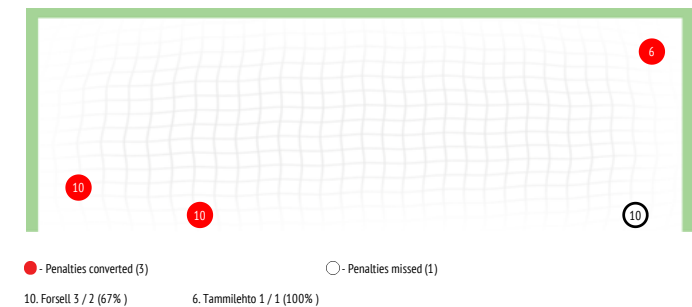
TOP-10 Dribbles / successful

| | Total | successful | Efficiency % | Avg. per 90 min |
|---------------------|----------|------------|--------------|-----------------|
| 25 Assis Figueiredo | 151 / 92 | 61% | 6 / 3.8 | |
| 9 Span | 125 / 68 | 54% | 3.8 / 2 | |
| 5 Orgill | 106 / 62 | 58% | 4 / 2.4 | |
| 10 Forsell | 84 / 52 | 62% | 4.9 / 3.1 | |
| 2 Granlund | 67 / 43 | 64% | 3.3 / 2.1 | |
| 4 Sparrdal-Mantilla | 65 / 40 | 62% | 2.5 / 1.5 | |
| 11 Ibrahim | 60 / 39 | 65% | 7 / 4.5 | |
| 17 Sid | 54 / 32 | 59% | 4.9 / 2.9 | |
| 18 Makinen | 47 / 29 | 62% | 3.3 / 2.1 | |
| 15 Ekhalie | 44 / 30 | 68% | 2.1 / 1.5 | |

TOP-10 Key passes / accurate

| | Total | accurate | Efficiency % | Avg. per 90 min |
|---------------------|---------|----------|--------------|-----------------|
| 10 Forsell | 24 / 12 | 50% | 1.4 / 0.7 | |
| 25 Assis Figueiredo | 22 / 7 | 32% | 0.9 / 0.3 | |
| 9 Span | 21 / 13 | 62% | 0.6 / 0.4 | |
| 5 Orgill | 15 / 9 | 60% | 0.6 / 0.3 | |
| 6 Tammilehto | 12 / 6 | 50% | 0.4 / 0.2 | |
| 4 Sparrdal-Mantilla | 11 / 5 | 45% | 0.4 / 0.2 | |
| 2 Granlund | 9 / 4 | 44% | 0.4 / 0.2 | |
| 55 Friberg da Cruz | 8 / 5 | 63% | 0.4 / 0.2 | |
| 8 Lyyski | 7 / 5 | 71% | 0.2 / 0.2 | |
| 15 Ekhalie | 6 / 3 | 50% | 0.3 / 0.1 | |

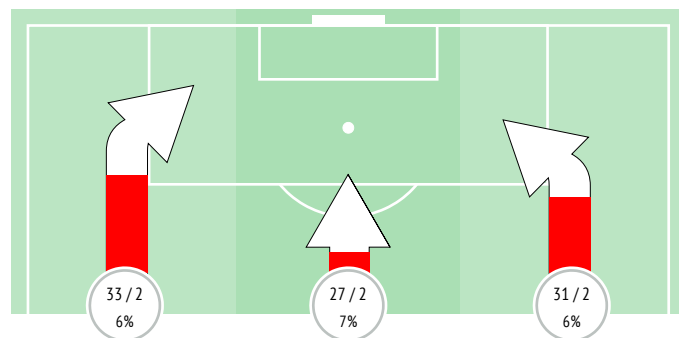
Penalty



Opponent's attacks efficiency

| | Total | with shot | | Finished by goals | |
|------------------------|-------|-----------|------|-------------------|------|
| Position attacks | 2321 | 160 | 7% | 15 | 0.6% |
| right flank | 824 | 54 | 7% | 5 | 0.6% |
| center | 667 | 53 | 8% | 3 | 0.4% |
| left flank | 830 | 53 | 6% | 7 | 0.8% |
| Counterattacks | 685 | 70 | 10% | 8 | 1.2% |
| right flank | 209 | 18 | 9% | 3 | 1.4% |
| center | 213 | 27 | 13% | 3 | 1.4% |
| left flank | 263 | 25 | 10% | 2 | 0.8% |
| set-pieces attacks | 378 | 106 | 28% | 13 | 3.4% |
| corner attack | 146 | 35 | 24% | 5 | 3.4% |
| after free kick play | 145 | 33 | 23% | 4 | 2.8% |
| from direct free-kicks | 22 | 22 | 100% | - | 0% |
| penalty attack | 4 | 4 | 100% | 4 | 100% |

Opponent's flank attacks average per match / with shot, efficiency %



TOP-10 Defensive challenges / won

| | | | Avg. per 90 min |
|---------------------|-----------|-----|-----------------|
| 6 Tammilehto | 325 / 152 | 47% | 12 / 5 |
| 8 Lyyski | 321 / 202 | 63% | 10 / 6 |
| 20 Dafa | 321 / 152 | 47% | 14 / 7 |
| 3 Kojola | 311 / 200 | 64% | 10 / 7 |
| 4 Sparrdal-Mantilla | 249 / 128 | 51% | 10 / 4.9 |
| 2 Granlund | 231 / 129 | 56% | 11 / 6 |
| 9 Span | 226 / 88 | 39% | 7 / 2.6 |
| 55 Friberg da Cruz | 216 / 122 | 56% | 10 / 6 |
| 18 Makinen | 216 / 129 | 60% | 15 / 9 |
| 15 Ekhalie | 156 / 78 | 50% | 8 / 3.8 |

TOP-10 Tackles / successful

| | | | Avg. per 90 min |
|---------------------|----------|-----|-----------------|
| 6 Tammilehto | 145 / 73 | 50% | 5 / 2.6 |
| 20 Dafa | 137 / 81 | 59% | 6 / 3.6 |
| 9 Span | 124 / 56 | 45% | 3.7 / 1.7 |
| 2 Granlund | 92 / 61 | 66% | 4.5 / 3 |
| 18 Makinen | 79 / 52 | 66% | 6 / 3.7 |
| 15 Ekhalie | 77 / 43 | 56% | 3.7 / 2.1 |
| 5 Orgill | 76 / 28 | 37% | 2.9 / 1.1 |
| 25 Assis Figueiredo | 75 / 28 | 37% | 3.1 / 1.2 |
| 4 Sparrdal-Mantilla | 60 / 31 | 52% | 2.3 / 1.2 |
| 17 Sid | 58 / 26 | 45% | 5 / 2.3 |

TOP-10 Fouls committed / suffered

| | | Avg. per 90 min |
|---------------------|---------|-----------------|
| 9 Span | 71 / 39 | 2.1 / 1.2 |
| 5 Orgill | 66 / 36 | 2.5 / 1.4 |
| 6 Tammilehto | 43 / 32 | 1.5 / 1.1 |
| 20 Dafa | 43 / 14 | 1.9 / 0.6 |
| 25 Assis Figueiredo | 42 / 48 | 1.7 / 2 |
| 8 Lyyski | 29 / 16 | 0.9 / 0.5 |
| 2 Granlund | 23 / 26 | 1.1 / 1.3 |
| 4 Sparrdal-Mantilla | 23 / 18 | 0.9 / 0.7 |
| 3 Kojola | 23 / 17 | 0.8 / 0.6 |
| 10 Forsell | 19 / 30 | 1.1 / 1.8 |

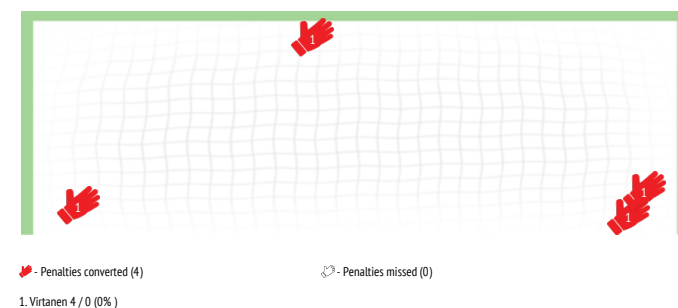
TOP-10 interceptions / in opp. half

| | | Avg. per 90 min |
|---------------------|----------|-----------------|
| 8 Lyyski | 236 / 12 | 8 / 0.4 |
| 3 Kojola | 207 / 4 | 7 / 0.1 |
| 4 Sparrdal-Mantilla | 171 / 32 | 7 / 1.2 |
| 6 Tammilehto | 169 / 45 | 6 / 1.6 |
| 2 Granlund | 146 / 22 | 7 / 1.1 |
| 20 Dafa | 140 / 48 | 6 / 2.1 |
| 55 Friberg da Cruz | 135 / 15 | 6 / 0.7 |
| 1 Virtanen | 108 / 0 | 4 / 0 |
| 9 Span | 91 / 43 | 2.7 / 1.3 |
| 15 Ekhalie | 87 / 32 | 4.2 / 1.5 |

TOP-10 Air challenges / successful

| | | | Avg. per 90 min |
|---------------------|-----------|-----|-----------------|
| 5 Orgill | 306 / 131 | 43% | 12 / 5 |
| 9 Span | 270 / 106 | 39% | 8 / 3.2 |
| 3 Kojola | 260 / 162 | 62% | 9 / 5 |
| 8 Lyyski | 233 / 162 | 70% | 7 / 5 |
| 4 Sparrdal-Mantilla | 168 / 91 | 54% | 6 / 3.5 |
| 55 Friberg da Cruz | 136 / 86 | 63% | 6 / 3.9 |
| 18 Makinen | 128 / 80 | 63% | 9 / 6 |
| 15 Ekhalie | 106 / 50 | 47% | 5 / 2.4 |
| 20 Dafa | 98 / 43 | 44% | 4.3 / 1.9 |
| 2 Granlund | 93 / 52 | 56% | 4.6 / 2.6 |

Opponent's penalties



Goalkeepers Total

| | INSTAT INDEX | Minutes played | Goals conceded | Shots saved, % | Saves | Fouls committed / suffered | Yellow / red cards |
|------------|--------------|----------------|----------------|----------------|-------|----------------------------|--------------------|
| 92 Viitala | 157 | 659 | 10 | 20 67% | 7 | 0 / 2 | - |
| 1 Virtanen | 174 | 2 443 | 26 | 61 70% | 17 | 1 / 7 | 1 / 1 |

Goalkeepers Average in 90 mins

| | Passes, % | Non attacking passes | Attacking passes | Key passes | Short passes | Medium passes | Long passes |
|------------|-----------|----------------------|------------------|------------|--------------|---------------|-------------|
| 92 Viitala | 32 84% | 9 | 23 | - | 1.4 | 11 | 19 |
| 1 Virtanen | 32 80% | 8 | 24 | - | 1.8 | 11 | 19 |

Field players Total

| | INSTAT INDEX | Minutes played | Goals / assists | Shots, % | Fouls committed / suffered | Offsides |
|---------------------|--------------|----------------|-----------------|----------|----------------------------|----------|
| 2 Granlund | 171 | 1 821 | - | 3 67% | 23 / 26 | 1 |
| 8 Lyyski | 188 | 2 823 | 3 / 0 | 26 35% | 29 / 16 | - |
| 3 Kojola | 185 | 2 728 | 1 / 2 | 19 37% | 23 / 17 | - |
| 55 Friberg da Cruz | 172 | 1 973 | 0 / 2 | 6 50% | 11 / 13 | 1 |
| 4 Sparrdal-Mantilla | 180 | 2 345 | 1 / 3 | 19 47% | 23 / 18 | - |
| 18 Makinen | 170 | 1 263 | - | 7 29% | 7 / 8 | - |
| 7 Wirtanen | 170 | 335 | 1 / 0 | 1 100% | 4 / 3 | - |
| 27 Eriksson | - | 12 | - | - | - | - |
| 6 Tammilehto | 190 | 2 527 | 3 / 0 | 42 21% | 43 / 32 | - |
| 15 Ekhalie | 175 | 1 862 | - | 29 28% | 14 / 16 | 3 |
| 25 Assis Figueiredo | 196 | 2 170 | 3 / 2 | 49 45% | 42 / 48 | 16 |
| 9 Span | 189 | 2 994 | 3 / 3 | 63 44% | 71 / 39 | 18 |
| 26 Mattsson | - | 13 | - | - | - | - |
| 10 Forsell | 213 | 1 531 | 3 / 2 | 59 29% | 19 / 30 | 4 |
| 20 Dafa | 182 | 2 050 | - | 11 0% | 43 / 14 | - |
| 11 Ibrahim | 157 | 779 | 2 / 1 | 18 56% | 12 / 8 | 4 |
| 17 Sid | 154 | 998 | 0 / 1 | 15 33% | 9 / 5 | - |
| 33 Kangaskolkka | 178 | 369 | 2 / 0 | 12 42% | 16 / 7 | - |
| 5 Orgill | 210 | 2 362 | 8 / 3 | 68 41% | 66 / 36 | 41 |

Field players Average in 90 mins

| | Passes, % | Key passes, % | Passes into the box, % | Challenges, % | Defensive challenges, % | Attacking challenges, % | Dribbles / successful, % | Tackles / successful, % | Air challenges, % | Picking up free balls | Intercepti | Lost balls / in own half | Recovered balls / in opp. half |
|---------------------|-----------|---------------|------------------------|---------------|-------------------------|-------------------------|--------------------------|-------------------------|-------------------|-----------------------|------------|--------------------------|--------------------------------|
| 2 Granlund | 52 77% | 1.1 55% | 3.6 44% | 18 56% | 11 56% | 7 56% | 3.3 64% | 4.5 66% | 4.6 56% | 7 | 7 | 9 / 2.3 | 8 / 1.1 |
| 8 Lyyski | 53 83% | 0.3 70% | 0.7 39% | 13 64% | 10 63% | 2.4 68% | 0.6 79% | 1.5 49% | 7 70% | 8 | 8 | 4.1 / 1.1 | 10 / 0.7 |
| 3 Kojola | 42 82% | 0.2 50% | 0.6 41% | 14 60% | 10 64% | 4 49% | 0.7 80% | 1.6 57% | 9 62% | 5 | 7 | 4.1 / 1.3 | 8 / 0.3 |
| 55 Friberg da Cruz | 46 74% | 0.8 61% | 4 55% | 14 57% | 10 56% | 4.6 58% | 1.1 60% | 2.6 59% | 6 63% | 6 | 6 | 8 / 1.5 | 8 / 1.1 |
| 4 Sparrdal-Mantilla | 50 77% | 1.2 57% | 2.5 48% | 17 55% | 10 51% | 8 59% | 2.5 62% | 2.3 52% | 6 54% | 6 | 7 | 9 / 2 | 6 / 1.2 |
| 18 Makinen | 46 72% | 0.6 56% | 2.4 50% | 24 60% | 15 60% | 9 60% | 3.3 62% | 6 66% | 9 63% | 7 | 6 | 9 / 2.6 | 9 / 1.6 |
| 7 Wirtanen | 44 72% | 0.5 50% | 5 45% | 11 54% | 8 52% | 3.2 58% | 0.8 67% | 5 47% | 2.1 50% | 6 | 3.8 | 8 / 1.9 | 3.5 / 1.1 |
| 27 Eriksson | 45 50% | - - | 8 0% | 30 25% | 8 0% | 23 33% | - - | - - | 23 33% | - | 8 | 23 / 0 | - |
| 6 Tammilehto | 68 79% | 1.1 59% | 8 52% | 16 52% | 12 47% | 4.9 66% | 1.4 63% | 5 50% | 3 49% | 9 | 6 | 9 / 2.2 | 6 / 1.5 |
| 15 Ekhalie | 39 73% | 0.8 59% | 3.3 42% | 17 52% | 8 50% | 9 54% | 2.1 68% | 3.7 56% | 5 47% | 6 | 4.2 | 10 / 1.3 | 4.1 / 1.5 |
| 25 Assis Figueiredo | 31 74% | 2.2 50% | 2.9 44% | 25 43% | 6 29% | 19 47% | 6 61% | 3.1 37% | 3.6 19% | 3.9 | 2.5 | 13 / 2.2 | 1.8 / 0.6 |
| 9 Span | 28 74% | 1.3 53% | 2.2 38% | 24 41% | 7 39% | 17 42% | 3.8 54% | 3.7 45% | 8 39% | 3.9 | 2.7 | 13 / 1.8 | 2.3 / 0.7 |
| 26 Mattsson | 21 67% | - - | - - | 14 0% | 7 0% | 7 0% | - - | - - | 7 0% | - | - | 7 / 0 | - |
| 10 Forsell | 57 73% | 4.1 56% | 14 49% | 17 42% | 4.8 24% | 12 49% | 4.9 62% | 1.9 25% | 3.1 47% | 3.8 | 2.2 | 14 / 1.8 | 1.9 / 0.8 |
| 20 Dafa | 41 81% | 0.4 67% | 1.3 45% | 20 53% | 14 47% | 6 67% | 1.6 76% | 6 59% | 4.3 44% | 8 | 6 | 4.7 / 1.5 | 7 / 1.8 |
| 11 Ibrahim | 34 73% | 0.9 38% | 3.1 48% | 19 45% | 4.4 47% | 14 45% | 7 65% | 2.1 78% | 3.4 14% | 5 | 3.2 | 13 / 2.3 | 2.3 / 0.7 |
| 17 Sid | 31 71% | 1.7 53% | 2.9 34% | 25 39% | 11 34% | 14 44% | 4.9 59% | 5 45% | 4.3 31% | 6 | 3.6 | 11 / 2 | 3.8 / 1.1 |
| 33 Kangaskolkka | 28 75% | 1 75% | 1.2 60% | 19 44% | 4.1 29% | 15 48% | 2.4 60% | 2.2 33% | 8 39% | 3.2 | 2.7 | 10 / 1.2 | 2 / 0.5 |
| 5 Orgill | 20 66% | 1 65% | 1.4 45% | 27 43% | 4.6 32% | 22 46% | 4 58% | 2.9 37% | 12 43% | 2.1 | 1.7 | 16 / 1.5 | 0.9 / 0.4 |

25 Assis Figueiredo 196

Matches: 28 Goals: 3 Assists: 2 5

Average in 90 mins

| | | | | | |
|-----------------------|-----|---------------|------------|-----|-----|
| Passes | 31 | 74% | Challenges | 25 | 43% |
| key | 0.9 | 32% | defensive | 6 | 29% |
| crosses | 1.5 | 25% | attacking | 19 | 47% |
| Interceptions | 2.5 | air | 3.6 | 19% | |
| Picking up free balls | 3.9 | ground | 21 | 47% | |
| Lost balls | 13 | tackles | 3.1 | 37% | |
| Recovered b. | 1.8 | dribbles | 6 | 61% | |
| Shots | 2 | Fouls | 1.7 | | |
| Shots on target | 0.9 | Foul suffered | 2 | | |

33 Kangaskolkka 178

Matches: 10 Goals: 2 1

Average in 90 mins

| | | | | | |
|-----------------------|-----|---------------|------------|-----|-----|
| Passes | 28 | 75% | Challenges | 19 | 44% |
| key | 0.5 | 50% | defensive | 4.1 | 29% |
| crosses | 0.2 | 0% | attacking | 15 | 48% |
| Interceptions | 2.7 | air | 8 | 39% | |
| Picking up free balls | 3.2 | ground | 11 | 48% | |
| Lost balls | 10 | tackles | 2.2 | 33% | |
| Recovered b. | 2 | dribbles | 2.4 | 60% | |
| Shots | 2.9 | Fouls | 3.9 | | |
| Shots on target | 1.2 | Foul suffered | 1.7 | | |

5 Orgill 210

Matches: 27 Goals: 8 Assists: 3 5

Average in 90 mins

| | | | | | |
|-----------------------|-----|---------------|------------|-----|-----|
| Passes | 20 | 66% | Challenges | 27 | 43% |
| key | 0.6 | 60% | defensive | 4.6 | 32% |
| crosses | 0.6 | 25% | attacking | 22 | 46% |
| Interceptions | 1.7 | air | 12 | 43% | |
| Picking up free balls | 2.1 | ground | 15 | 44% | |
| Lost balls | 16 | tackles | 2.9 | 37% | |
| Recovered b. | 0.9 | dribbles | 4 | 58% | |
| Shots | 2.6 | Fouls | 2.5 | | |
| Shots on target | 1.1 | Foul suffered | 1.4 | | |

9 Span 189

Matches: 33 Goals: 3 Assists: 3 2

Average in 90 mins

| | | | | | |
|-----------------------|-----|---------------|------------|-----|-----|
| Passes | 28 | 74% | Challenges | 24 | 41% |
| key | 0.6 | 62% | defensive | 7 | 39% |
| crosses | 2.1 | 26% | attacking | 17 | 42% |
| Interceptions | 2.7 | air | 8 | 39% | |
| Picking up free balls | 3.9 | ground | 15 | 42% | |
| Lost balls | 13 | tackles | 3.7 | 45% | |
| Recovered b. | 2.3 | dribbles | 3.8 | 54% | |
| Shots | 1.9 | Fouls | 2.1 | | |
| Shots on target | 0.8 | Foul suffered | 1.2 | | |

6 Tammilehto 190

Matches: 29 Goals: 3 6

Average in 90 mins

| | | | | | |
|-----------------------|-----|---------------|------------|-----|-----|
| Passes | 68 | 79% | Challenges | 16 | 52% |
| key | 0.4 | 50% | defensive | 12 | 47% |
| crosses | 0.9 | 42% | attacking | 4.9 | 66% |
| Interceptions | 6 | air | 3 | 49% | |
| Picking up free balls | 9 | ground | 14 | 53% | |
| Lost balls | 9 | tackles | 5 | 50% | |
| Recovered b. | 6 | dribbles | 1.4 | 63% | |
| Shots | 1.5 | Fouls | 1.5 | | |
| Shots on target | 0.3 | Foul suffered | 1.1 | | |

15 Ekhalië 175

Matches: 28 1

Average in 90 mins

| | | | | | |
|-----------------------|-----|---------------|------------|-----|-----|
| Passes | 39 | 73% | Challenges | 17 | 52% |
| key | 0.3 | 50% | defensive | 8 | 50% |
| crosses | 1.6 | 24% | attacking | 9 | 54% |
| Interceptions | 4.2 | air | 5 | 47% | |
| Picking up free balls | 6 | ground | 12 | 55% | |
| Lost balls | 10 | tackles | 3.7 | 56% | |
| Recovered b. | 4.1 | dribbles | 2.1 | 68% | |
| Shots | 1.4 | Fouls | 0.7 | | |
| Shots on target | 0.4 | Foul suffered | 0.8 | | |

2 Granlund 171

Matches: 22 1

Average in 90 mins

| | | | | | |
|-----------------------|-----|---------------|------------|-----|-----|
| Passes | 52 | 77% | Challenges | 18 | 56% |
| key | 0.4 | 44% | defensive | 11 | 56% |
| crosses | 2.2 | 27% | attacking | 7 | 56% |
| Interceptions | 7 | air | 4.6 | 56% | |
| Picking up free balls | 7 | ground | 14 | 56% | |
| Lost balls | 9 | tackles | 4.5 | 66% | |
| Recovered b. | 8 | dribbles | 3.3 | 64% | |
| Shots | 0.1 | Fouls | 1.1 | | |
| Shots on target | 0.1 | Foul suffered | 1.3 | | |

8 Lyyski 188

Matches: 30 Goals: 3 4

Average in 90 mins

| | | | | | |
|-----------------------|-----|---------------|------------|-----|-----|
| Passes | 53 | 83% | Challenges | 13 | 64% |
| key | 0.2 | 71% | defensive | 10 | 63% |
| crosses | 0.2 | 40% | attacking | 2.4 | 68% |
| Interceptions | 8 | air | 7 | 70% | |
| Picking up free balls | 8 | ground | 5 | 56% | |
| Lost balls | 4.1 | tackles | 1.5 | 49% | |
| Recovered b. | 10 | dribbles | 0.6 | 79% | |
| Shots | 0.8 | Fouls | 0.9 | | |
| Shots on target | 0.3 | Foul suffered | 0.5 | | |

3 Kojola 185

Matches: 30 Goals: 1 Assists: 2 2

Average in 90 mins

| | | | | | |
|-----------------------|-----|---------------|------------|-----|-----|
| Passes | 42 | 82% | Challenges | 14 | 60% |
| key | 0.1 | 67% | defensive | 10 | 64% |
| crosses | 0.1 | 50% | attacking | 4 | 49% |
| Interceptions | 7 | air | 9 | 62% | |
| Picking up free balls | 5 | ground | 6 | 57% | |
| Lost balls | 4.1 | tackles | 1.6 | 57% | |
| Recovered b. | 8 | dribbles | 0.7 | 80% | |
| Shots | 0.6 | Fouls | 0.8 | | |
| Shots on target | 0.2 | Foul suffered | 0.6 | | |

55 Friberg da Cruz 172

Matches: 24 Assists: 2 1

Average in 90 mins

| | | | | | |
|-----------------------|-----|---------------|------------|-----|-----|
| Passes | 46 | 74% | Challenges | 14 | 57% |
| key | 0.4 | 63% | defensive | 10 | 56% |
| crosses | 1.9 | 39% | attacking | 4.6 | 58% |
| Interceptions | 6 | air | 6 | 63% | |
| Picking up free balls | 6 | ground | 8 | 52% | |
| Lost balls | 8 | tackles | 2.6 | 59% | |
| Recovered b. | 8 | dribbles | 1.1 | 60% | |
| Shots | 0.3 | Fouls | 0.5 | | |
| Shots on target | 0.1 | Foul suffered | 0.6 | | |

Team stats (12.04.2015 - 25.10.2015)

| | | Ball possession | Shots / on target, % | Fouls | Fouls (opponent) | Position attacks, efficiency % | Counterattacks efficiency % | Set-pieces attack, efficiency % | Passes, % | Key passes / accurate | Passes into the box / accurate | Challenges, % | Defensive challenges, % | Attacking challenges, % | Air challenges, % | Dribbles, % | Tackles, % | Lost balls / in own half | Recovered balls / in opp. half |
|------------|----------------------------|-----------------|----------------------|-------|------------------|--------------------------------|-----------------------------|---------------------------------|-----------|-----------------------|--------------------------------|---------------|-------------------------|-------------------------|-------------------|-------------|------------|--------------------------|--------------------------------|
| ● 12.04.15 | FF Jaro 1-1 IFK Mariehamn | 25:52 54% | 10 / 5 50% | 23 | 15 | 78 6% | 19 11% | 18 17% | 457 70% | 5 / 5 | 34 / 17 | 190 48% | 77 53% | 113 45% | 73 56% | 31 52% | 33 48% | 124 / 29 | 58 / 6 |
| ● 19.04.15 | IFK Mariehamn 1-1 HIFK | 29:10 59% | 10 / 4 40% | 18 | 9 | 82 4.9% | 18 17% | 18 17% | 529 75% | 10 / 6 | 50 / 14 | 211 56% | 99 58% | 112 55% | 54 59% | 32 69% | 33 61% | 116 / 16 | 63 / 12 |
| ● 23.04.15 | FC Lahti 0-1 IFK Mariehamn | 28:58 48% | 10 / 6 60% | 14 | 8 | 69 6% | 24 17% | 5 40% | 515 74% | 12 / 6 | 29 / 16 | 186 53% | 101 52% | 85 53% | 60 50% | 13 69% | 30 60% | 111 / 25 | 76 / 3 |
| ● 29.04.15 | VPS 0-1 IFK Mariehamn | 25:49 50% | 16 / 7 44% | 12 | 14 | 66 11% | 22 23% | 15 20% | 457 77% | 25 / 14 | 36 / 22 | 164 54% | 85 56% | 79 52% | 55 55% | 25 76% | 31 52% | 95 / 15 | 53 / 10 |
| ● 03.05.15 | IFK Mariehamn 1-1 KuPS | 28:44 59% | 18 / 6 33% | 13 | 12 | 70 14% | 19 16% | 20 25% | 496 72% | 16 / 6 | 47 / 13 | 160 51% | 83 49% | 77 53% | 61 46% | 21 57% | 27 52% | 105 / 14 | 57 / 5 |
| ● 08.05.15 | IFK Mariehamn 2-1 FC KTP | 25:39 53% | 17 / 6 35% | 5 | 13 | 76 13% | 27 3.7% | 14 29% | 465 74% | 18 / 11 | 32 / 12 | 279 55% | 128 64% | 151 47% | 96 53% | 44 64% | 34 79% | 115 / 19 | 74 / 13 |
| ○ 14.05.15 | HJK 1-0 IFK Mariehamn | 29:10 50% | 13 / 4 31% | 13 | 5 | 67 12% | 23 9% | 9 33% | 493 80% | 9 / 5 | 33 / 15 | 185 54% | 83 53% | 102 54% | 52 54% | 30 73% | 38 68% | 96 / 11 | 64 / 14 |
| ● 17.05.15 | IFK Mariehamn 2-0 Ilves | 30:09 56% | 14 / 9 64% | 12 | 9 | 78 10% | 24 8% | 16 25% | 523 79% | 4 / 2 | 38 / 18 | 255 53% | 117 46% | 138 58% | 85 53% | 39 74% | 29 52% | 116 / 22 | 72 / 11 |
| ● 20.05.15 | IFK Mariehamn 1-0 RoPS | 21:04 46% | 8 / 2 25% | 17 | 11 | 67 0% | 29 10% | 8 50% | 364 70% | 9 / 4 | 18 / 7 | 247 47% | 130 52% | 117 43% | 70 49% | 32 53% | 51 55% | 119 / 18 | 66 / 13 |
| ● 25.05.15 | FC Inter 1-1 IFK Mariehamn | 24:56 45% | 13 / 5 38% | 17 | 13 | 66 11% | 21 4.8% | 9 56% | 422 73% | 12 / 3 | 25 / 9 | 184 47% | 105 48% | 79 46% | 69 48% | 19 63% | 37 51% | 105 / 25 | 73 / 14 |
| ○ 03.06.15 | IFK Mariehamn 0-3 SJK | 29:09 50% | 13 / 4 31% | 6 | 13 | 69 7% | 24 8% | 12 33% | 485 76% | 5 / 2 | 29 / 13 | 205 52% | 99 57% | 106 47% | 68 46% | 33 61% | 41 56% | 106 / 20 | 75 / 14 |
| ● 08.06.15 | FC KTP 0-2 IFK Mariehamn | 24:56 42% | 14 / 9 64% | 9 | 8 | 62 18% | 26 8% | 9 11% | 432 76% | 20 / 14 | 26 / 18 | 212 48% | 105 48% | 107 48% | 51 43% | 35 66% | 31 58% | 105 / 28 | 68 / 7 |
| ○ 17.06.15 | IFK Mariehamn 2-3 KuPS | 27:08 53% | 13 / 5 38% | 14 | 10 | 72 11% | 17 0% | 19 21% | 493 78% | 12 / 6 | 52 / 25 | 203 46% | 95 46% | 108 46% | 91 43% | 21 76% | 22 55% | 104 / 14 | 58 / 8 |
| ● 22.06.15 | FC Lahti 0-0 IFK Mariehamn | 27:47 45% | 7 / 3 43% | 15 | 8 | 56 7% | 28 11% | 7 0% | 391 73% | 9 / 5 | 23 / 7 | 186 49% | 95 47% | 91 52% | 59 46% | 33 67% | 44 50% | 107 / 25 | 82 / 13 |
| ● 25.06.15 | IFK Mariehamn 1-1 SJK | 25:25 49% | 13 / 6 46% | 15 | 5 | 58 5% | 19 16% | 14 36% | 415 74% | 7 / 2 | 28 / 12 | 224 48% | 102 42% | 122 53% | 75 60% | 33 55% | 30 27% | 103 / 22 | 69 / 11 |
| ● 28.06.15 | HIFK 1-1 IFK Mariehamn | 25:36 47% | 13 / 3 23% | 12 | 6 | 52 3.8% | 19 37% | 14 29% | 425 76% | 7 / 6 | 31 / 20 | 157 48% | 83 47% | 74 50% | 33 42% | 17 82% | 40 48% | 87 / 19 | 52 / 10 |
| ● 05.07.15 | IFK Mariehamn 0-0 Ilves | 32:33 63% | 26 / 11 42% | 18 | 10 | 76 20% | 16 13% | 16 50% | 535 81% | 11 / 9 | 42 / 21 | 203 51% | 99 56% | 104 46% | 73 53% | 34 53% | 29 62% | 98 / 15 | 66 / 13 |
| ● 13.07.15 | FC Inter 1-1 IFK Mariehamn | 25:04 45% | 14 / 3 21% | 11 | 10 | 60 13% | 20 5% | 11 45% | 467 80% | 17 / 12 | 25 / 15 | 183 48% | 99 48% | 84 46% | 53 51% | 21 48% | 43 53% | 95 / 29 | 68 / 9 |
| ● 19.07.15 | IFK Mariehamn 4-3 FF Jaro | 22:32 41% | 15 / 11 73% | 11 | 10 | 61 7% | 27 26% | 7 57% | 416 70% | 9 / 6 | 23 / 11 | 214 51% | 114 53% | 100 49% | 69 59% | 31 39% | 63 48% | 106 / 23 | 75 / 15 |
| ● 26.07.15 | RoPS 1-1 IFK Mariehamn | 26:02 52% | 15 / 4 27% | 21 | 9 | 64 9% | 29 10% | 14 43% | 432 76% | 21 / 8 | 26 / 11 | 220 50% | 108 47% | 112 52% | 81 44% | 32 56% | 38 68% | 105 / 19 | 67 / 9 |
| ○ 09.08.15 | VPS 1-0 IFK Mariehamn | 35:28 63% | 18 / 3 17% | 13 | 7 | 64 17% | 17 12% | 16 31% | 631 87% | 17 / 12 | 44 / 23 | 211 51% | 92 47% | 119 55% | 81 54% | 25 80% | 25 40% | 91 / 17 | 55 / 3 |
| ○ 12.08.15 | IFK Mariehamn 0-1 FC KTP | 34:02 58% | 11 / 4 36% | 17 | 13 | 92 7% | 14 7% | 11 36% | 582 82% | 10 / 5 | 35 / 18 | 168 51% | 69 58% | 99 45% | 73 52% | 19 53% | 21 76% | 104 / 17 | 62 / 15 |
| ● 19.08.15 | KuPS 0-0 IFK Mariehamn | 25:32 51% | 12 / 3 25% | 10 | 19 | 69 10% | 22 4.5% | 8 25% | 442 78% | 9 / 6 | 19 / 10 | 239 50% | 109 47% | 130 53% | 88 55% | 36 53% | 33 33% | 104 / 30 | 74 / 7 |
| ○ 23.08.15 | IFK Mariehamn 0-2 FC Lahti | 33:24 60% | 21 / 5 24% | 14 | 7 | 72 18% | 20 10% | 13 38% | 574 81% | 9 / 3 | 46 / 24 | 186 48% | 86 50% | 100 46% | 64 41% | 27 70% | 27 59% | 92 / 17 | 61 / 7 |
| ○ 30.08.15 | SJK 4-0 IFK Mariehamn | 30:12 55% | 17 / 2 12% | 14 | 10 | 72 14% | 15 27% | 14 21% | 547 84% | 6 / 4 | 47 / 26 | 163 45% | 81 49% | 82 40% | 56 48% | 24 54% | 19 58% | 90 / 13 | 49 / 6 |
| ● 10.09.15 | IFK Mariehamn 1-0 HIFK | 25:06 47% | 12 / 3 25% | 15 | 14 | 69 10% | 21 4.8% | 10 40% | 437 78% | 13 / 8 | 29 / 15 | 218 50% | 97 45% | 121 54% | 67 43% | 28 61% | 35 43% | 98 / 23 | 65 / 8 |
| ● 13.09.15 | Ilves 1-3 IFK Mariehamn | 31:26 58% | 11 / 5 45% | 17 | 10 | 77 6% | 23 22% | 9 11% | 558 79% | 21 / 11 | 46 / 23 | 164 54% | 77 53% | 87 54% | 73 56% | 32 66% | 27 48% | 99 / 15 | 63 / 10 |
| ● 17.09.15 | FF Jaro 0-0 IFK Mariehamn | 24:13 44% | 13 / 3 23% | 17 | 7 | 59 8% | 22 18% | 11 27% | 398 74% | 8 / 3 | 22 / 11 | 133 55% | 66 55% | 67 55% | 53 66% | 18 56% | 21 57% | 101 / 12 | 66 / 10 |
| ○ 21.09.15 | IFK Mariehamn 0-2 FC Inter | 29:24 54% | 18 / 9 50% | 12 | 13 | 75 9% | 24 17% | 18 33% | 497 77% | 8 / 7 | 41 / 18 | 202 54% | 87 46% | 115 61% | 55 60% | 44 70% | 44 36% | 102 / 12 | 78 / 12 |
| ○ 01.10.15 | IFK Mariehamn 0-2 HJK | 30:07 47% | 7 / 3 43% | 9 | 6 | 78 8% | 19 0% | 9 11% | 542 78% | 7 / 5 | 40 / 15 | 213 40% | 113 36% | 100 45% | 51 45% | 39 51% | 63 25% | 113 / 15 | 69 / 14 |
| ● 05.10.15 | IFK Mariehamn 1-0 RoPS | 25:20 52% | 9 / 2 22% | 15 | 13 | 72 6% | 15 7% | 13 31% | 447 72% | 10 / 5 | 35 / 14 | 246 53% | 115 53% | 131 53% | 70 47% | 44 66% | 49 57% | 104 / 21 | 57 / 10 |
| ○ 18.10.15 | HJK 4-0 IFK Mariehamn | 22:32 41% | 9 / 4 44% | 19 | 9 | 50 6% | 20 15% | 8 38% | 449 79% | 6 / 3 | 26 / 13 | 158 50% | 88 44% | 70 57% | 39 59% | 22 68% | 42 45% | 81 / 15 | 54 / 8 |
| ● 25.10.15 | IFK Mariehamn 2-0 VPS | 27:10 58% | 17 / 6 35% | 8 | 19 | 74 4.1% | 19 5% | 23 52% | 457 72% | 15 / 8 | 42 / 18 | 184 53% | 89 56% | 95 49% | 72 50% | 24 58% | 24 71% | 105 / 17 | 63 / 11 |
| | Average per match | 27:33 51% | 14 / 5 37% | 14 | 10 | 69 10% | 21 12% | 13 31% | 478 77% | 11 / 6 | 34 / 16 | 199 50% | 96 50% | 102 50% | 66 51% | 29 62% | 35 52% | 103 / 19 | 65 / 10 |